



# TW SERIES EXPANSION TANKS

## EXPANSION TANKS FOR POTABLE WATER

Many of today's water systems require backflow prevention. This seals off the system and requires the use of an expansion tank, or the relief valve can discharge on every heating cycle. TW Series tanks eliminate wasting water and provide a smooth operating system, and assure long trouble-free service.

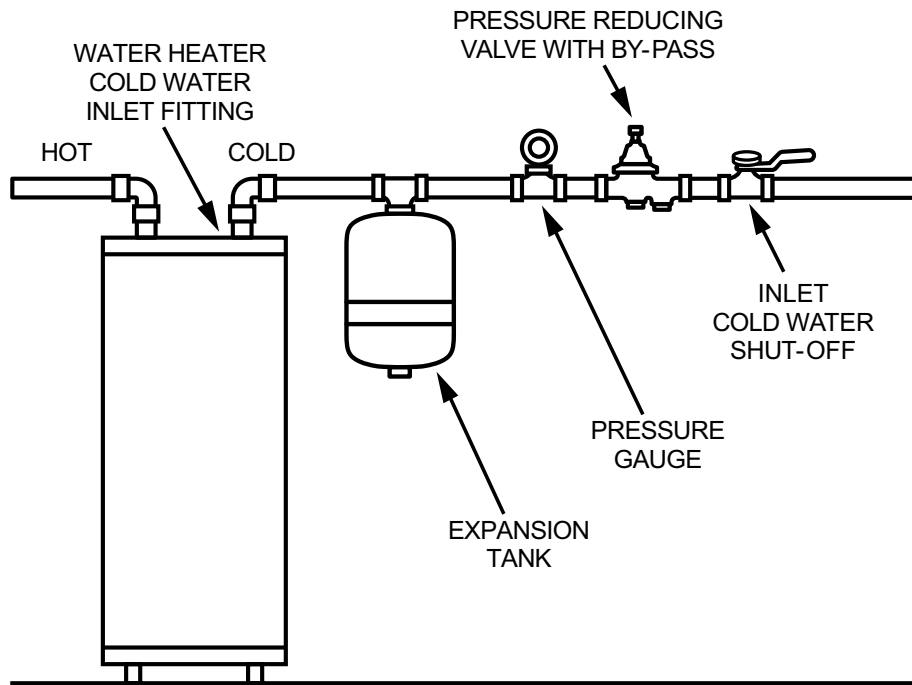
- STAINLESS STEEL ACCEPTANCE FITTING**
- POLYPROPYLENE LINER ELIMINATES INTERNAL CORROSION**
- EXTERNAL BAKED EPOXY-POLYESTER COATING**
- TWO-PIECE DESIGN**
- 150 PSI RATING**
- BUTYL RUBBER DIAPHRAGM**
- DEEP DRAWN STEEL**
- ONE & FIVE YEAR LIMITED WARRANTY**
- NO WASTED WATER**
- 200°F MAX TEMPERATURE**





# TW SERIES EXPANSION TANKS

TW SERIES - ONE YEAR LIMITED WARRANTY								
MODEL NUMBER	MAX WORKING PRESSURE (PSIG)	TANK VOLUME (GAL)	MAX ACCEPTANCE VOL (60 PSI)	CONN. SIZE (MPT)	DIMENSIONS IN INCHES		WEIGHT (LBS)	HEATER SIZE
					DIAMETER	HEIGHT		
TW 5-1	150	2.1	1.03	3/4"	7.9	11	4.5	Up to 52 gal
TW 12-1	150	4.8	2.19	3/4"	10.6	13.7	8.2	Up to 100 gal
TW SERIES - FIVE YEAR LIMITED WARRANTY								
TW 5-5	150	2.1	1.03	3/4"	7.9	11	4.5	Up to 52 gal
TW 12-5	150	4.8	2.19	3/4"	10.6	13.7	8.2	Up to 100 gal



RECOMMENDED INSTALLATION - VERTICAL MOUNTING

Dimensions and specifications subject to change without notice in accordance with our policy of continuous product improvements.