

PROLINE® SPECIALTY ELECTRIC COMMERCIAL-GRADE RESIDENTIAL

TABLE TOP

- Features a convenient flat porcelain surface at 36" height, providing extra "counter space" wherever installed. All plumbing and electrical connections are made through the back of the water heater. This heater is equipped with a PEX cross-linked polymer dip tube.

POINT-OF-USE

- Designed for low-demand, such as office lavatories or buildings with remote restrooms.

COMPACT

- Top-mounted plumbing connections (optional side-mounted water connections for field conversion). Designed for installation under a counter, in a crawl space or in other tight spaces.

BLUE DIAMOND® GLASS COATING

- Provides superior corrosion resistance compared to industry standard glass lining.

ENHANCED-FLOW BRASS DRAIN VALVE

- Our standard residential water heaters have a solid brass, tamper resistant, enhanced-flow, ball type, drain valve.
- Uses a standard female hose fitting that allows for fast and easy draining during maintenance.
- Designed for easy operation, this valve includes an integral screwdriver slot that features a ¼ turn (open/close) radius, which not only permits full straight-through water flow but also a quick and positive shut off.

CODE COMPLIANCE

- Meets UBC, CEC and HUD National Codes.
- Meets the thermal efficiency and standby loss requirements of the U.S. Department of Energy and current edition of ASHRAE/IES 90.1.
- Complies with the Federal Energy Conservation Standards effective April 16, 2015, in accordance with the Energy Policy and Conservation Act (EPCA), as amended.

APPROVED FOR MANUFACTURED HOUSING

- All residential electric water heaters are compliant with HUD Standards for mobile home/manufactured housing.

CERTIFIED TO UL 174 FOR HOUSEHOLD ELECTRIC WATER HEATERS

CSA CERTIFIED AND ASME RATED T&P RELIEF VALVE

DESIGN-LISTED BY UNDERWRITERS LABORATORIES

- Certified at 300 psi test pressure and 150 psi working pressure.
- Listed according to UL 174 standards governing storage tank-type electric water heaters.

6-YEAR LIMITED TANK AND PARTS WARRANTY*

- For complete information, consult written warranty or go to www.americanwaterheater.com.

*Except point-of-use-model, which has 5-year.



Model Number	Gallon Capacity	First Hour Rating Gallon	Energy Factor	Element Wattage		Recovery @ 90° F Rise Gallon Per Hour	Dimensions in Inches			Approx. Shipping Weight (lbs)
				Standard	Maximum		A	B	C	
COMPACT MODELS				120V	240V					
E61-06U-017SV	6	N/A	N/A	1650	3000	8	15-3/8	10-3/4	14-1/4	31
E61-12U-015SV	12	N/A	N/A	1500	6000	7	22-3/4	16-1/2	16	49
E61-20U-015SV	19	N/A	N/A	1500	6000	7	25	18-1/2	18	65
E61-19L-045DV	19.9	N/A	N/A	4500 @ 240V	6000	21	31-1/4	24-1/4	16	60
LOWBOY SIDE-CONNECT MODEL				240V						
E6N-30LBS*	28	39	0.95	4500	6000	21	30	21-3/4	22	101
E6N-30LS	28	39	0.95	4500	6000	21	31-1/4	21-3/4	24	115
E6N-40LBS*	38	47	0.95	4500	6000	21	31-3/4	24	24	118
E6N-40LS	38	44	0.95	4500	6000	21	33-1/2	24	26	118
TABLE TOP MODEL				240V						
E62-38T-045DV	38	45	0.88	4500	5500	21	36	25	24	150
POINT-OF-USE MODELS				120V						
E1E2.5US015V	2.5	N/A	N/A	1500 @ 120V		7	13-3/4	11	13-3/4	20

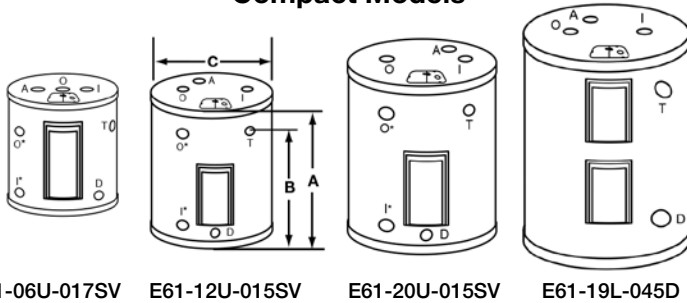
*Models ship with supplied insulation blanket.

Dimensions and specifications are subject to change without notice in accordance with our policy of continuous product improvement.

† Top mounted T&P adds approximately 3" additional to overall height.

Water connection is 3/4" on Table Top and Compact models and 1/2"NPT on Point-Of-Use models.

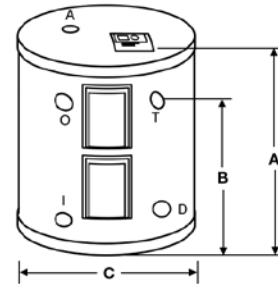
Compact Models



E61-06U-017SV E61-12U-015SV E61-20U-015SV E61-19L-045DV

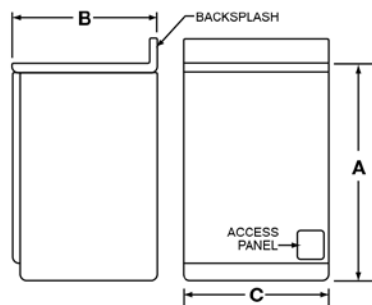
I	Inlet	D	Drain	I*	Plugged Inlet	A	ANODE
O	Outlet	T	T&P	O*	Plugged Outlet		

Lowboy



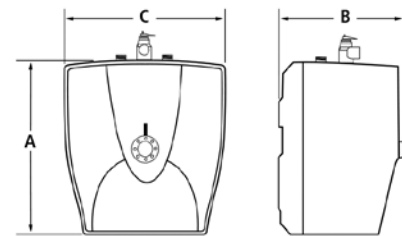
E6N-30LS, E6N-30LBS
E6N-40LS, E6N-40LBS

Table Top Model



E62-38T-045DV

Point-Of-Use



E1E2.5US015V

For technical information call (800) 999-9515. American Water Heaters reserves the right to make product changes or improvements without prior notice.