

## 6-Year Limited Tank/Parts Warranty\*

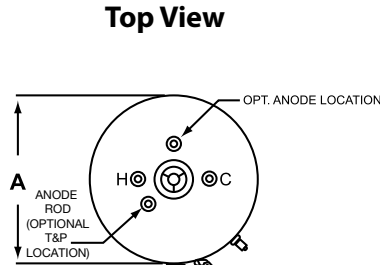
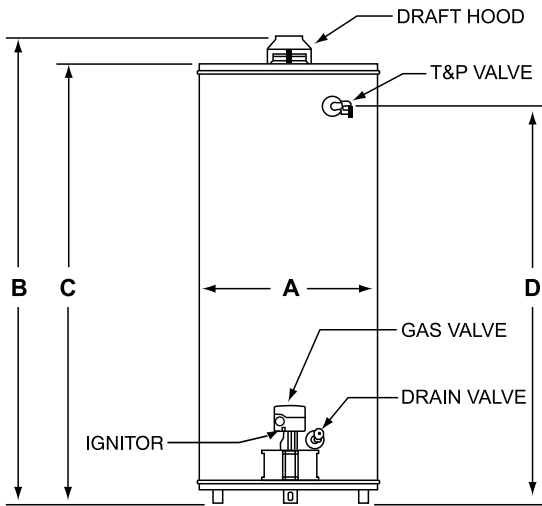
The American burner system produces less NOx than previous burners. This "Environmentally-Friendly" burner system complies with SCAQMD Rule 1121 and other Air Quality Management Districts with Similar requirements for less than 10ng/j and ultra-low NOx emissions. The enhanced BFG design incorporates the latest technological advancements in gas water heating. With tighter temperature control and advanced diagnostics, you can truly rely on American for the Flame Guard® Safety System that is better than ever.

- **Intelligent Control Logic-** The internal microprocessor provides enhanced operating parameters and tighter differentials for precise sensing and faster heating response to optimize performance.
- **Self Powered Electronic Gas Valve-** Uses a Thermopile to generate the power needed to operate the electronics.
- **Diagnostics-** The electronic gas control incorporates an LED status indicator that monitors system operation and service diagnostics.
- **FVIR Compliant-** The Flame Guard® Safety System reduces the risk of accidental fires involving flammable vapors from products such as gasoline, paint thinner and solvents.
- **Durable Burner Construction-** Components of the burner system are made of a strong inconel alloy and stainless steel that is designed to withstand very high temperature applications. All burner components have undergone rigorous reliability testing to ensure long life.
- **Combination Thermostat/ECO-** With factory-preset pressure regulator and built-in millivolt powered energy cutoff for overheat protection.
- **LimeFighter® Dip Tube-** Technology uses special water jets to direct incoming cold water into the tank creating turbulence, which helps prevent sediment buildup.
- **CSA Certified and ASME Rated T&P Relief Valve-** Conveniently located on the side of the tank to facilitate piping to a drain or external to the building
- **1/2" Gas Connection**
- **Anode Rod-** Top-mounted, heavy-duty anode for added tank protection extending the life of the tank.
- **Code Approvals-** Design Certified by CSA International according to ANSI Z21.10.1- CSA 4.1 standards governing storage-type water heaters.
- **Drain Valve-** Durable, tamper-resistant brass drain valve.
- **Piezo Electric Ignitor-** Makes lighting pilot fast and easy




Low Lead Content

\*For complete warranty information consult the written warranty of American Water Heaters found at [www.americanwaterheater.com](http://www.americanwaterheater.com), or call (800) 999-9515.



When top T&P is ordered, the anode is moved to the rear location and the front anode location is used for the field-installed T&P valve.



- Burner system complies with 10ng/j Ultra-low NOx SCAQMD requirements.
- Burner screen acts as a secondary flame arrester in the event of accidental exposure to flammable vapors.
- If flammable vapors accidentally enter the combustion chamber, the flame trap and burner are designed so flames burn off inside the chamber and cannot escape outside of the heater.

MODEL NUMBER	SERIES	GAL. CAP.	INPUT BTU PER HR.		GPH RECOVERY 90° RISE	VENT DIAM.	E.F.	JACKET DIAM. A	HEIGHT			APPROX. SHIP WEIGHT
			NAT.	NAT.					TOP OF VENT B	TOP OF HEATER C	SIDE T&P D	
UG61-30T30-3NV	200	30	30,000	31	31	3 or 4	0.61	16	59-7/8	56-3/8	48-1/2	105
UG61-40T40-3NV	200	40	40,000	41	41	3 or 4	0.59	18	62-1/8	58-5/8	50-3/4	129
UG61-50T40-3NV	200	50	40,000	41	41	3 or 4	0.58	20	60-7/8	57-3/8	49-1/2	151
UG62-50T50-4NV	200	50	50,000	52	52	4	0.59	22	64	60	53-1/4	178
UG62-40T40-3NV	200	40	40,000	41	41	3 or 4	0.62	20	61-7/8	58-3/8	50-3/4	138
UG62-50T40-3NV	200	50	40,000	41	41	3 or 4	0.62	22	60-7/8	57-3/8	49-1/2	160

Delete "V" in model number for top T&P option, T&P opening on top of the heater with the valve shipped in the box for field installation. Dimensions and specifications subject to change without notice in accordance with our policy of continuous product improvement. Dimensions on all charts shown in inches. Inlet and outlet are on 8" centers.

UG62-50T50-4NV comes standard with side tap connections for optional hydronic heating loop applications. Plugs are supplied loose and must be installed at installation if side taps are not used.

## Specification

Residential gas water heater(s) shall be flammable vapor-resistant models \_\_\_\_\_ as manufactured by American Water Heaters, or an approved equal, and shall have a \_\_\_\_\_-year limited tank warranty and a \_\_\_\_\_-year limited parts warranty, when installed in a residential application. The heater shall be equipped with a flammable vapor-resistant combustion system that includes an integral flame trap and a piezo electric igniter. The heater must be tested for lint buildup resistance. Heater(s) shall have a storage capacity of \_\_\_\_\_ gallons and shall have a rated input of \_\_\_\_\_ BTU's, and shall be design certified by CSA International according to ANSI Z21.10.1-CSA 4.1 Standards governing storage-type water heaters. Heaters shall comply with California Air District management requirements of less than 10 ng/j for ultra-low NOx emissions. Meets the Federal Energy Efficiency Standards effective January 20, 2004, according to National Appliance Energy Conservation Act (NAECA) of 1992 and current edition of ASHRAE/IESNA 90.1. The interior of the storage tank shall be lined with a baked-on Fused Ceramic Shield tank lining, fused to the tank at 1600°F, forming a corrosion-resistant lining; polymer linings are not acceptable. Each tank shall be furnished with an internal anode for cathodic protection. The unit must be equipped with a combination gas control thermostat. A corrosion-resistant brass drain valve shall be provided on the front of each unit. The tank shall be totally encased in a steel jacket, painted and insulated with a non-CFC foam to reduce standby heat loss.

## Distributed By:

### Order Entry and Sales

500 Princeton Road (FEDEX, UPS)  
 Johnson City, TN 37601-2030  
 P.O. Box 4808 (Mailing)  
 Johnson City, TN 37602-4808  
 (800) 937-1037  
 FAX (800) 581-7224

### Warranty and Service

500 Princeton Road (FEDEX, UPS)  
 Johnson City, TN 37601-2030  
 P.O. Box 1597 (Mailing)  
 Johnson City, TN 37605-1597  
 (800) 999-9515  
 FAX (800) 999-5210